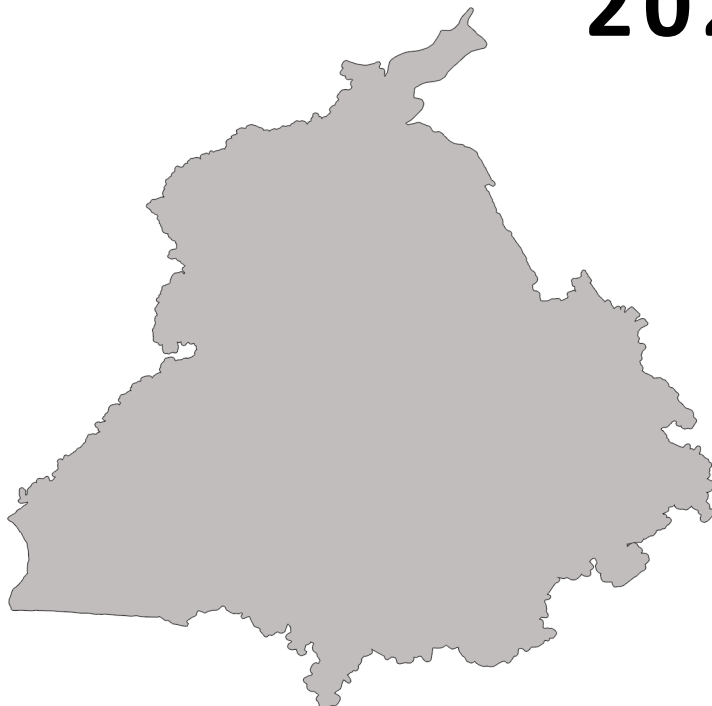


ICMR-National Centre for Disease Informatics and Research

Profile of Cancer and Related Factors - Punjab

2021



Punjab

Profile of Cancer and Related Factors

Background

Non Communicable Diseases (NCDs) include cardiovascular disease (heart attack and stroke), diabetes, cancer, and chronic respiratory diseases. In India, NCDs¹ are responsible for 63% of the deaths, among which cancers account for 9% of deaths.^[1] Cancer is a disease characterized by uncontrolled growth of the body cells in any part, which can spread to other parts of the body. The normal cells in the body are transformed into tumour cells, resulting from an interaction between an individual's genetic factors and exposure to external agents or 'carcinogens'. Many behavioural and environmental risk factors, such as tobacco use, alcohol use, unhealthy diet, physical inactivity, obesity, infections, air pollution, are associated with the risk of developing cancer. Close to half of the cancer deaths can be avoided by the prevention and control of risk factors.^[2]

In India, the National Cancer Registry Programme (NCRP) has systematically collected data on cancer since 1981. The NCRP is implemented by National Centre for Disease Informatics and Research (NCDIR) of the Indian Council of Medical Research at Bengaluru. Cancer data is collected through a network of population-based cancer registries (PBCRs) and hospital-based cancer registries (HBCRs).

The Cancer Fact Sheet presents the epidemiological profile and pattern of cancer in Punjab, based on findings from the 'Report of National Cancer Registry Programme 2020'^[3] In addition, related information on the socio-demographic profile, health status indicators and health infrastructure is also presented. These have a significant bearing on the occurrence and outcome of cancer.

Methodology used in cancer profile description

The cancer statistics presented in Section I are described in terms of cancer incidence, cumulative risk, leading sites of cancer and proportion of cancers in sites associated with tobacco use. These indicators are based on data from 2012-16 and calculated for the Population Based Cancer Registry areas (as shown in Section I). Cancer incidence and cumulative risk are defined as-

(i) *Cancer incidence*

- Crude incidence rate: The number of new cancers per 100,000 persons
- Age adjusted incidence rate: The incidence rate a population would have if that population had a standard age structure. It is expressed as the number of new cancer cases per 100,000 population using world standard population.
- Age specific incidence rate: The number of new cancers per 100,000 persons in a specific age category.
- Cancer incidence rates for childhood cancers are expressed as per million.

- (ii) **Cumulative risk** : Cumulative risk (probability that an individual will be diagnosed with cancer [0 to 74 year old age group] in the absence of any competing cause of death and assuming that the current trends prevail over time).

Projected incidence of cancer cases is given for the state for the year 2020 and 2025 according to gender using incidence data from the composite period of 2012-2016 was used as a reference.

I. CANCER PROFILE

A. DESCRIPTION OF THE NATIONAL CANCER REGISTRY PROGRAMME IN PUNJAB

Population Based Cancer Registry- Reports on cancer incidence in a defined geographic area

Location	Government Medical College, Rajindra Hospital, Patiala
-----------------	--

Establishment Year	2011
---------------------------	------

Coverage Area	Patiala District
----------------------	------------------

Area (in Sq.km)	3325
------------------------	------

Urban & Rural (%)	40.3% and 59.7%
------------------------------	-----------------


Hospital Based Cancer Registry: Reports on the clinical profile of patients availing of care at a specific hospital

Number of Hospitals: 4


- Christian Medical College and Hospital, Ludhiana
- Civil Hospital, Ambala Cantt
- Guru Gobind Singh Medical College Hospital, Faridkot
- Mohandai Oswal Hospital, Ludhiana

B. CANCER INCIDENCE AND RISK

Average Annual number of Incidence and rates per 100,000 of all ages



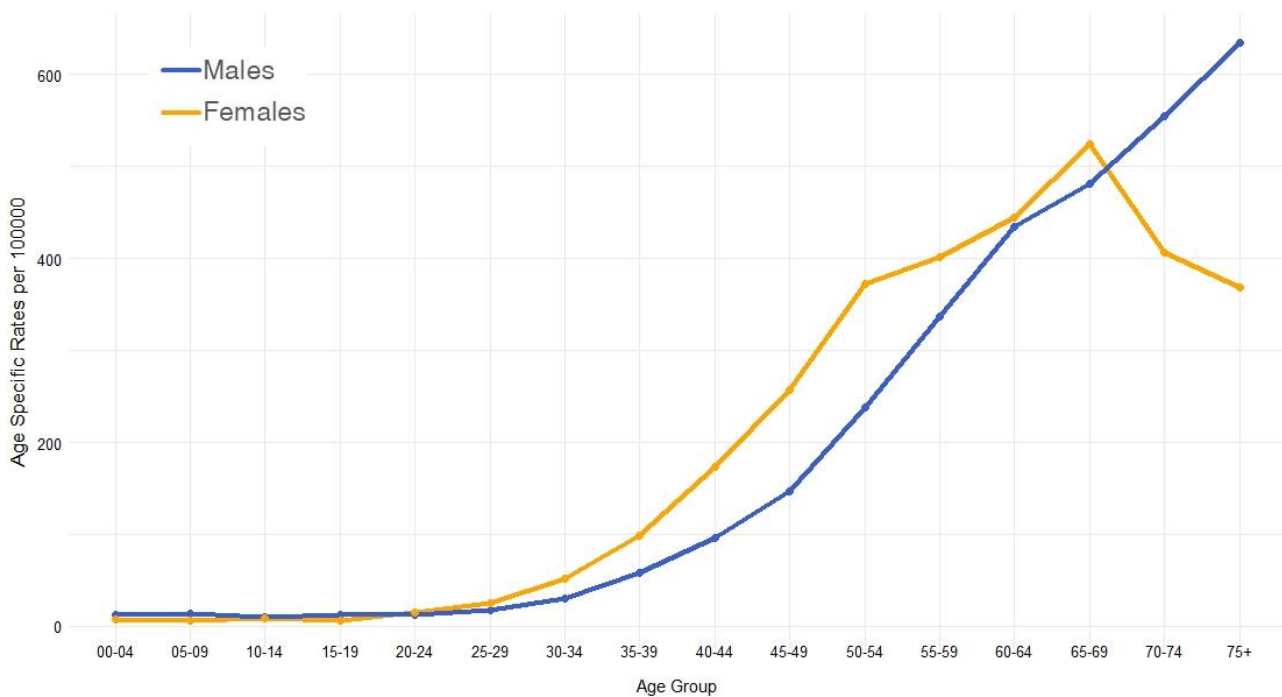
Age adjusted Incidence rates of childhood cancers per million



Cumulative risk of developing cancer of any site in 0-74 years of age group

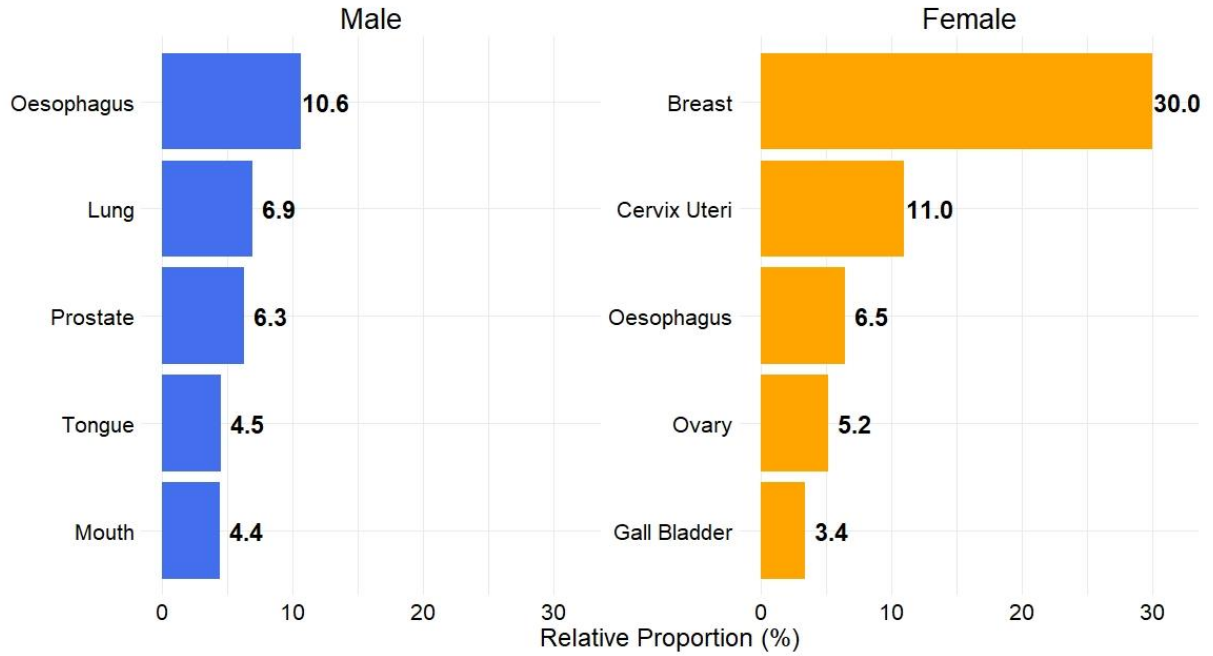


Age Specific Incidence Rates (All sites of Cancer)

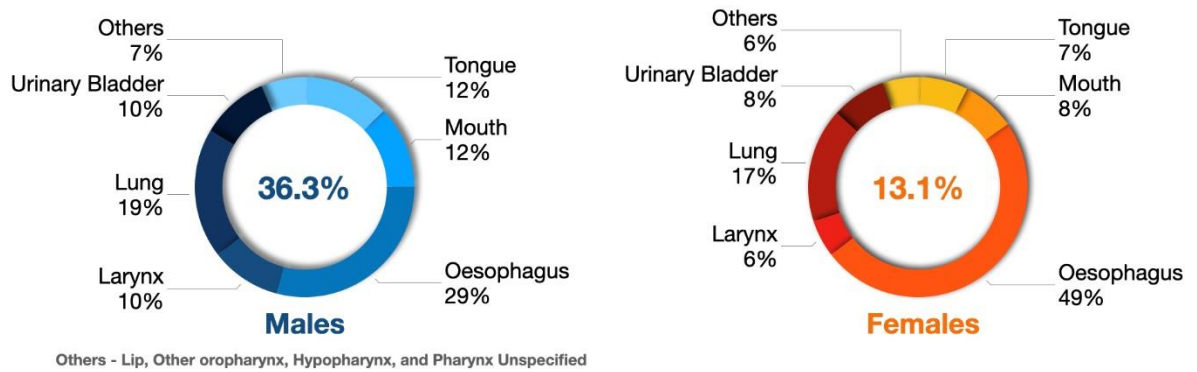


C. Leading Cancer Sites

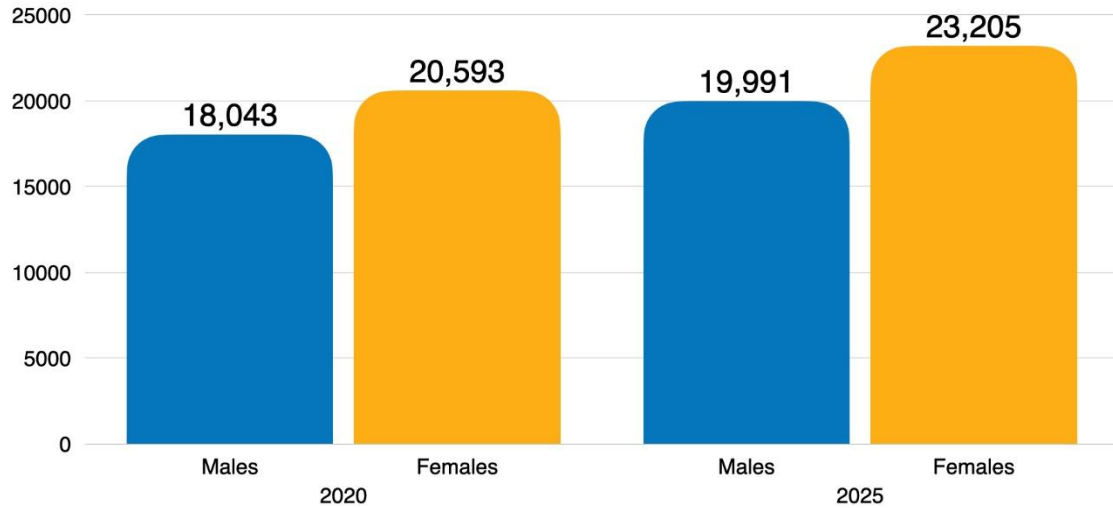
Five Leading Sites of Cancers



Proportion (%) of Cancer Sites associated with the use of tobacco



D. Projected Incidence of cancer cases for 2025



II. CANCER RELATED INFORMATION

A. Socio-demographic profile ^[4]

(a) Population

Total	2,77,43,338
Males	1,46,39,465
Females	1,31,03,873
Gender Ratio	895

(b) Literacy Rate

Total	75.8 %
Males	80.4 %
Females	70.7 %

B. Health Indicators

(a) Life Expectancy (2016)^[5]

Males	68.0 years
Females	72.2 years

(b) Proportion of total disease burden from NCDs' ^[5]

66.0 %

(c) Proportion of NCDs' Medically Certified Deaths – Neoplasms^[6]

5.7 %

(d) Prevalence of cancer related risk factors

Prevalence of current tobacco use (smoking and/or smokeless)-in adults over 15 years of age^[7]

Total	13.4 %
Males	25.3 %
Females	0.5 %

Prevalence of alcohol use in males and females (age 15-49 years) ^[8]		
	Males	34.0 %
	Females	0.1 %
Proportion of consumption of dark green leafy vegetables at least once a week in males and females from 15 to 49 years of age ^[8]		
	Males	90.2 %
	Females	90.0 %
Proportion of consumption of fruits at least once a week in males and females from 15 to 49 years of age ^[8]		
	Males	60.7 %
	Females	53.2 %
	Proportion of households using clean fuel for cooking ^[8]	65.9 %
	Proportion of households reporting exposure to second hand smoke ^[8]	21.7 %
Proportion of overweight/obesity in males and females (age 15-49 years) ^[8]		
	Males	27.8 %
	Females	31.3 %
(e) Prevalence of other NCDs' ^[8]		
Hypertension (age 15-49 years)		
	Males	22.6 %
	Females	15.1 %
Raised random blood glucose level (age 15-49 years)		
	Males	6.7 %
	Females	6.0 %

C. Health Infrastructure

(a) Government health facilities ^[9]		
	• Sub-centres + Health and Wellness Centres – Sub Centres (HWC-SCs)	2950
	• Primary Health Centres + Health and Wellness Centres - Primary Health Centres (HWC-PHCs)	432
	• Community Health Centres	152
	• District hospitals	22
(b) Number of medical colleges ^[10]		
(c) Regional / Tertiary Cancer Care Centres ^{[11],[12]}		
	▪ Government Medical College, Amritsar (SCI*)	
	▪ District Hospital, Fazilka (TCCC**)	
(d) State Government Health Schemes ^[13]		
	▪ Ayushman Bharat Sarbat Sehat Bima Yojana	

*State Cancer Institute

**Tertiary Cancer Care Centre

References:

1. WHO: World Health Statistics 2019: Monitoring Health for the SDGs. Geneva, Switzerland, World Health Organization, 2018
2. WHO. Preventing cancer. Available on: <https://www.who.int/activities/preventing-cancer>.
3. Report of National Cancer Registry Programme (ICMR-NCDIR), Bengaluru, India 2020. https://www.ncdirindia.org/All_Reports/Report_2020/default.aspx
4. Census 2011. Office of the Registrar General & Census Commissioner, India. Ministry of Home Affairs, Government of India.
5. India: Health of the Nation's States — The India State-Level Disease Burden Initiative. New Delhi: ICMR, PHFI, and IHME; 2017.
6. Office of the registrar general, India. Government of India, Report on medical certification of cause of death 2018
7. Tata Institute of Social Sciences (TISS), Mumbai and Ministry of Health and Family Welfare, Government of India. Global Adult Tobacco Survey GATS 2 India 2016-17.
8. International Institute for Population Sciences (IIPS) and ICF. 2017. National Family Health Survey (NFHS-4), 2015-16: India. Mumbai: IIPS.
9. Government of India. Ministry of Health and Family Welfare. Statistics Division. Rural Health Statistics, 2018-19.
10. National Medical Commission. (www.nmc.org.in)
11. Press Information Bureau (<https://pib.gov.in/PressReleasePage.aspx?PRID=1576623>)
12. State health agency, Department of health and family welfare, Government of Punjab (<https://sha.punjab.gov.in/shapunjab/index.php>)

Suggested citation :

Profile of cancer and related factors: Punjab (ICMR-NCDIR), Bengaluru, India 2021

Contact Information

The Director,

ICMR – National Centre for Disease Informatics and Research
Nirmal Bhawan, ICMR Complex, Poojanhalli Road,
Off NH-7, Adjacent to Trumpet Flyover of KIAL,
Kannamangala Post, Bengaluru – 562 110, India.
Tel: 080 – 2217 6400 | Email : director-ncdir@icmr.gov.in



<https://www.ncdirindia.org/>



@ncdirindia

ICMR - National Centre for Disease Informatics and Research

II Floor of Nirmal Bhawan, ICMR Complex
Poojanhalli Road, Off NH-7,
Adjacent to Trumpet Flyover of BIAL
Kannamangala Post Bengaluru - 562 110. India.



www.ncdirindia.org



[@ncdirindia](https://twitter.com/ncdirindia)



[ncdirindia](https://www.facebook.com/ncdirindia)